

2019 ANNUAL REPORT



Sts. Joachim and Ann Care Service

Our Mission

To serve those in crisis and to
prevent homelessness and hunger.



4116 McClay Road • St. Charles, MO 63304 Ph: 636-441-1302
450 Main Street • Troy, MO 63379 Ph: 877-893-9602
www.jacares.org

Sts. Joachim and Ann Care Service is one of the largest social service providers for individuals, families and children in the Tri-county area of St. Charles, Lincoln and Warren. We work with a purpose to protect families (especially children, the elderly and disabled) regardless of race, age, gender or religion, from the despair, hopelessness and social injustice caused by poverty.

2019 Board of Directors

Executive Director

Jack Lipin

Pastor/Member

Rev. John A. Brockland, JCL

Executive Board

Kevin Kast, President

Janette Rhoades, Past-President

Jimmy Pool, Vice President - Administration

Chuck Leuck, Vice President - Development

Mark Riordan, Secretary

James P. Devereux, Jr., CPA Treasurer

Members

Rudy Beck, Attorney

Mark Gietl

Jack House

Joseph Kahn, MD

Scott Lewis

Gregory Mercer

Frank Mock

Patricia Rhoades, MA, MSHN

Carolyn Wolf

Junior Board Member

Alex Stoner

Board Emeritus

James P. Devereux, CPA

A Message From Our Executive Team

Dear Friends,

Helen Keller was credited for saying “alone we can do so little; together we can do so much”. This pretty much summarizes 2019 at the Care Service.

With the support of local communities, contributors, partners, dedicated volunteers and staff, the Care Service was able to assist thousands of individuals by providing necessary services to help them cope with crises and guide them toward housing stability. Together we housed the unsheltered, fed the hungry, advocated for the marginalized and restored hope to our neighbors in despair. As a result of our teamwork, real change took place – one individual, one family, one household at a time. All are to be commended and we are very grateful.

We are also grateful to those who stood by us and supported us mid-year as we faced the difficult news that our leader, Deacon Jack Lipin, was facing a serious health issue and would be stepping down as Executive Director. Although stunned by his absence and concerned for our friend, staff came together and services at the Care Service continued without interruption.

As we embark on a new decade, the Care Service rededicates itself to face all the challenges that come our way. With the support of our community and staff, this great organization will continue to thrive and carry out its mission to serve those in crisis and to prevent homelessness and hunger.

Please continue to pray for the Care Service and all those we serve.

In Christ,

The Executive Team

Pam Struckhoff, Director of Programs

Kathy Henderson, Director of Operations

Mary Reynolds, Director of Finance

2019 Volunteer Hours

VOLUNTEERS	DESCRIPTION OF LABOR	VOLUNTEER HRS WORKED	IN-KIND VALUE @\$16/HR
Volunteer Staff*	Direct Service hours recorded	18,298	\$292,768
COMMUNITY SUPPORT**			
Students	Food drives, Read to Feed, and contribution drives	21,320	\$341,120
Service Clubs	Knights of Columbus, Loyal Order of the Squirrels and other clubs and organizations	13,000	\$208,000
Adopters	Families that support Adopt-A-Family	5,313	\$85,008
Corporate	Entities that assemble food baskets and Adopt-A-Family contributions	6,160	\$98,560
Churches	Special collections and service project support	5,700	\$91,200
TOTAL		69,791	\$1,116,656

* A portion of In-Kind hours of labor are not included in total revenue for 2019

** In addition, Sts. Joachim and Ann Care Service estimates that additional service hours are provided through community support organizations that promote the success of our mission.

Our Integrated Services

The Care Service addresses the comprehensive and complex needs of families and individuals facing crisis, such as homelessness, hunger, mental and physical health disorders, lack of basic necessities, untimely death, and multiple issues that confront families who are dealing with poverty. Utilizing wrap-around services, we work with our clients to achieve stabilization and systemic change in their lives, which also impacts the overall health and preservation of our local communities. Systemic change occurs when the root cause of the problem is strategically addressed and fundamentally changed through behavior modification and collaboration. Our goal is to provide the tools and support to our families who put in the work to make these life-altering changes. Our programs include:

Housing Assistance - Financial assistance and case management for individuals and families in crisis to remain or become housed.

Children and Family Development - Comprehensive case management, tools and services for families with children, 18 and under, who are homeless or in crisis, in order to become self-sufficient and achieve stable housing.

Street Outreach - Tangible basic needs, case management, housing options, and access to health care for literally homeless individuals.

Food Pantry - Weekly assistance to families/individuals. Our Client Choice format helps meet nutritional needs and upholds dignity through freedom of choice.

Adopt-A-Family - Christmas program providing meals, gifts, and basic needs for individuals and families. Through direct community involvement, over 500 families are served each year.

Disaster Recovery - We are a first responder, frequently called to assist in the immediate and long-term coordination of community-wide disaster efforts, and a member of Community Organizations Active in Disaster (COAD).

Client Story

When Jennifer and Andrew came to the Care Service, they were living in a hotel room with their three small children. The family had been evicted from their mobile home after the landlord decided to rent the property to a family member.

Andrew was working full-time at a local factory, but with a spotty rental history the family needed help with a deposit to get into a new place. Social Service Worker Kari helped the family search for housing and advocated to landlords on their behalf. The family found a mobile home and the Care Service was able to pay a deposit and the first month's rent. The Care Service also assisted with a utility deposit and Kari connected the family to Sharing Shed for furniture.

Andrew's vehicle was in the shop, but the family could not afford to pay for the repairs. He got rides from co-workers to make sure he didn't miss any work, and Kari helped the family develop a budget so Andrew could pay off his car repairs.







The family was waiting to be approved for food stamps, when Kari found out the family was searching dumpsters for food. Kari not only provided several bags of emergency food the next day, but also connected Jennifer and Andrew to a local food pantry in Lincoln County.

After a few months of assistance, the family was able to pay all of their bills on their own, including the car repairs. Andrew got a better paying job, and Jennifer plans to work part-time once the girls are back in school.



Clients Served

Assistance by Program

PROGRAM	HOUSEHOLDS	INDIVIDUALS
 Housing Assistance	644	1,627
 Children & Family Development	246	432
 Food Pantry	361	845
 Adopt-A-Family	497	1,753
 Street Outreach	289	289
 Disaster Recovery	204	510

- The families that we assist are often served through more than one program. The numbers shown in the Assistance by Program table represent unduplicated services within each program but a duplication of services may exist between programs.
- The Food Pantry Program served 361 unduplicated households resulting in 5,305 food distributions throughout 2019.
- The Street Outreach program served 289 individuals leading to 766 encounters on the streets. As a result of the program's efforts, 15 of those individuals assisted were moved into permanent housing.
- 1,626 unduplicated children were served across all of our programs in 2019.

Housing Program Outcomes

- 87% of households reported living in a place that is safe, secure and stable three months after receiving financial housing assistance
- 100% of households that were within 14 days of an eviction received financial rental assistance and remained housed 3 months later
- 79% of homeless families who were assisted through our Housing program were in permanent housing at the time they exited the program
- 66% of homeless families were housed within 40 days of entering the Housing Program
- 75% of homeless families who exited the Housing program to permanent housing remained housed one year later

Clients Served by Zip Code

Assistance by Zip Code is based on a self-report.

St. Charles County			Lincoln County			Warren County		
ZIP CODE	INDIV.	HOUSEHOLDS	ZIP CODE	INDIV.	HOUSEHOLDS	ZIP CODE	INDIV.	HOUSEHOLDS
63301	762	362	63343	156	41	63351	3	1
63303	242	118	63344	1	1	63357	15	6
63304	94	37	63347	127	44	63363	4	1
63332	2	1	63349	23	6	63380	20	5
63341	17	4	63362	99	33	63383	223	101
63348	21	5	63369	5	2	63390	187	59
63366	352	136	63377	38	9			
63367	39	14	63379	313	111			
63368	116	42	63389	177	60			
63373	92	38						
63376	271	120						
63385	295	131						
63386	115	46						
TOTAL	2,418	1,054	TOTAL	939	307	TOTAL	452	173

Other Counties 52 21

TOTAL SERVED 3,861 1,555

Revenue by Contribution Type

Cash Revenues

Public Grants	\$1,025,540
Private Grants	\$437,104
Donations	\$529,643
Events and Community Fundraising	\$129,312
Other Income	\$ 25,775
Total Cash Revenues	\$ 2,147,374

In-kind Contributions

Goods	\$736,336
Labor	\$143,663
Professional Service	\$ 33,075
Total In-kind Contributions	\$ 913,074

Total \$ 3,060,448

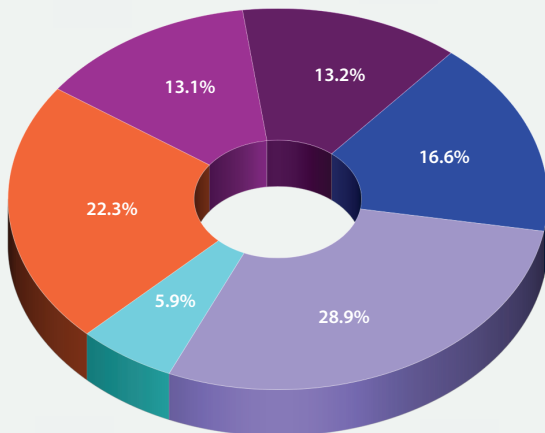
Statement of Functional Expenses Per 990 Tax Return

	2019	% of Total	2018	% of Total
Program Expenses	\$2,639,999	89.4%	\$2,691,699	87.4%
Management & General Exp	\$255,226	8.6%	\$305,591	9.9%
Fundraising Expenses	\$ 58,298	2.0%	\$84,295	2.7%
Total Expenses	\$2,953,523	100%	\$3,081,585	100%

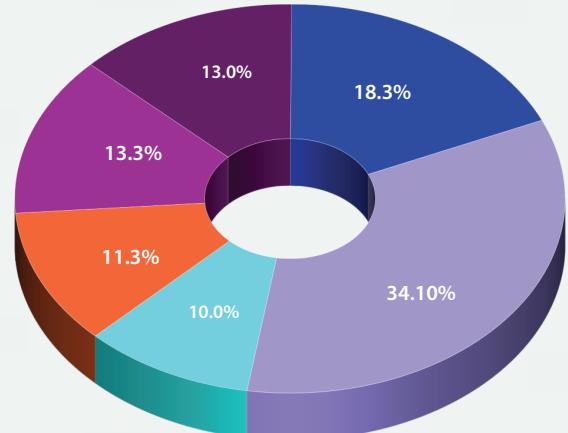
Financial Position	2019	2018
Total Assets	\$2,236,319	\$2,425,930
Total Liabilities	\$298,863	\$ 394,251
Total Net Assets	\$ 1,937,456	\$ 2,031,679

Revenue & Disbursements

2019 Revenue by Category



2019 Disbursement by Category



ADMINISTRATION ADOPT-A-FAMILY CHILDREN & FAMILY DEVELOPMENT FOOD PANTRY STREET OUTREACH HOUSING

CATEGORY	REVENUE	% TO TOTAL	DISBURSEMENTS	% TO TOTAL
Administration	\$675,348	22.3%	\$351,390	11.3%
Adopt-A-Family	\$398,934	13.1%	\$413,352	13.3%
Children & Family Development	\$401,448	13.2%	\$404,623	13.0%
Food Pantry	\$503,008	16.6%	\$571,184	18.3%
Housing	\$878,052	28.9%	\$1,064,404	34.1%
Street Outreach	\$177,818	5.9%	\$312,326	10.0%
TOTAL	\$3,034,608	100%	\$3,117,279	100%

Amounts include In-Kind gifts and exclude Capital Expansion Campaign revenues of \$1,430 and disbursements of \$12,984. Administration includes Operations and Fundraising.

Outcomes for Families

Served by the Children And Family Development Program
at Sts. Joachim and Ann Care Service



100% of children are enrolled
in school within seven days of entering program.

100%

of children served report improvement in
at least three basic need categories.



96% of children served show
improvement in one area of the physical and
emotional well-being assessment within 12 months.

89%

of children served participate in social activities and
show improvement in social connections measurement.



90% of children served reside
in stable housing within six months.

